

YUAN

PD570 PRO SDI

User Manual

TABLE OF CONTENTS


1. PRODUCT INTRODUCTION.....	3
1.1. PRODUCT BRIEF	3
1.2. SPECIFICATION.....	3
2. HARDWARE INSTALLATION.....	5
2.1. PACKAGE CONTENTS	5
2.2. CONNECTION DIAGRAM.....	5
2.3. PRECAUTION.....	5
2.4. USB UVC DONGLE	6
3. SOFTWARE INSTALLATION	6
3.1. SUPPORT OS.....	6
3.2. DRIVER INSTALLATION.....	6

1. PRODUCT INTRODUCTION

1.1. Product Brief

PD570 PRO SDI is a high-quality, high-performance capture device which is specially designed for high-definition video capture applications. It supports up to 1 channel of high-definition, 1080p60 video from SDI source and selectable 3.5mm audio source.

1.2. Specification

Model	PD570 PRO SDI
Max. Input Resolution	1920x1080p @ 60/50fps
Recording Mode	Software Compression, Real-Time Mode
Product Photo	
Interface	USB3.0 (SuperSpeed) UVC
Video Input Interface	1 x SDI
Video RAW Data Format	YUY2
Video Input Resolution	1920x1080p@60/50fps 1920x1080p@30/25/24fps 1920x1080i@60/50fps 1280x720p@60/50fps 720x480i@60fps 720x576i@50fps
Recording Video Format	YUY2 (USB3.0)
UVC output Resolution	1920x1200p@60/50/30/25/24fps 1920x1080p@60/50/30/25/24fps 1280x1024p@60/50/30/25/24fps 1280x720p@60/50/30/25/24fps 1024x768p@60/50/30/25/24fps 800x600p@60/50/30/25/24fps 640x480p@60/50/30/25/24fps
Audio Input Interface	SDI Embedded Audio 3.5mm Analog Stereo Audio

UAC Audio Output Format	Stereo / 16-bit / 48000Hz
--	---------------------------

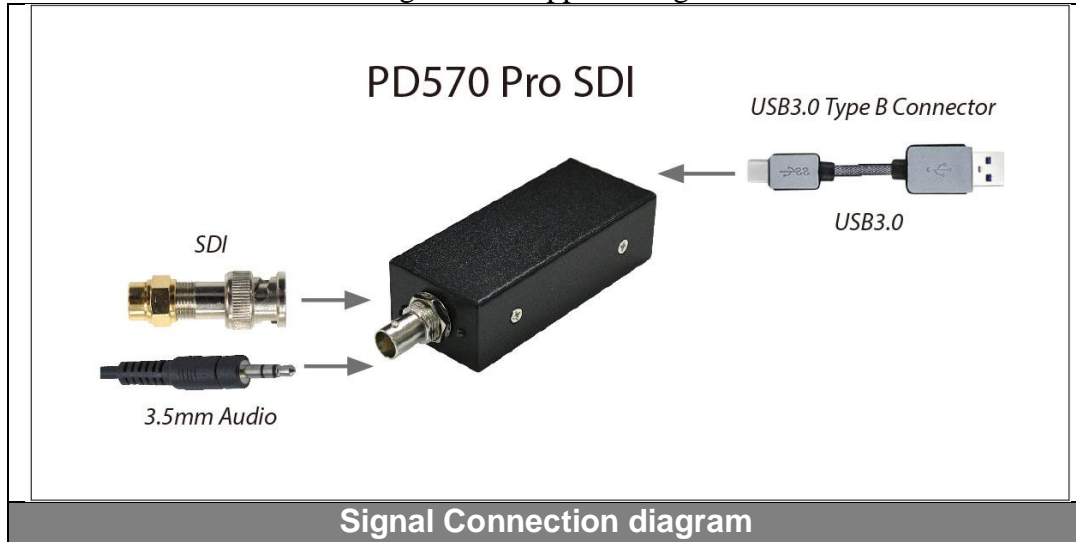
2. HARDWARE INSTALLATION

2.1. Package Contents

Item	Amount
PD570 PRO SDI	1

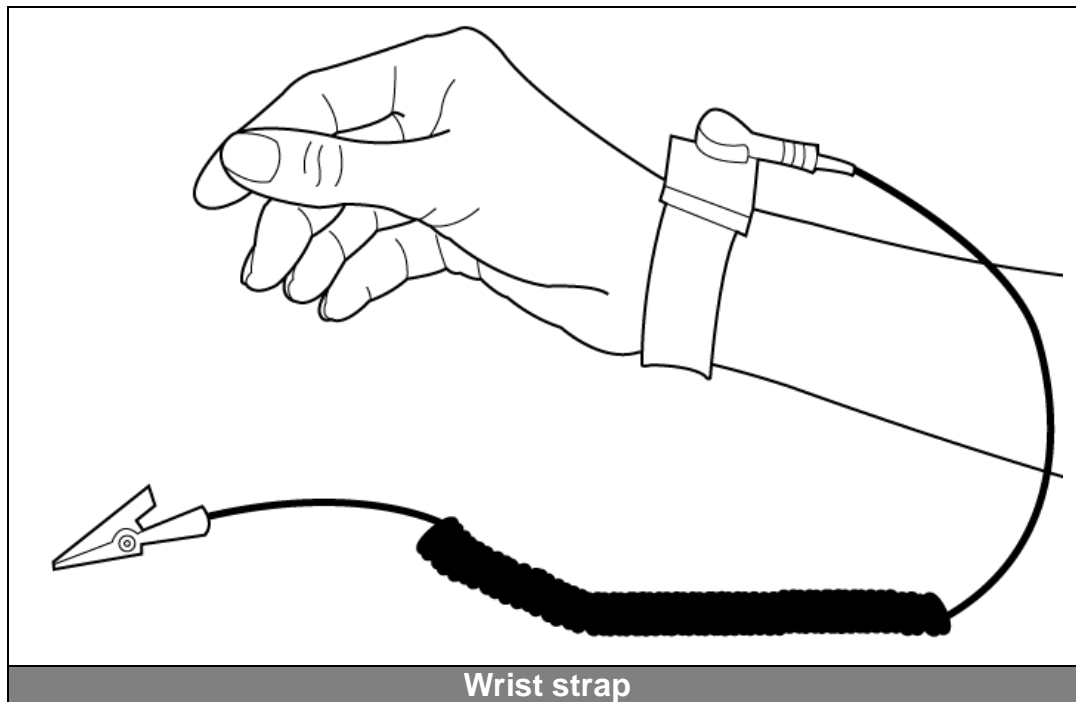
2.2. Connection Diagram

Figure below is the connection diagram for supported signal and interface.



2.3. Precaution


Before proceed, make sure touch a safely grounded object or metal object before touching the device.



Please follow below chapter for installation operations

2.4. USB UVC Dongle

- Connect USB3.0 cable to PC/Laptop



- Connect USB Type B connector to PD570
- Connect signal source

3. SOFTWARE INSTALLATION

3.1. Support OS

Windows based system	Windows 8/8.1	Support
	Windows 10	Support
Android		Support
MAC OS		Support
IOS		Support

3.2. Driver Installation

For UVC devices, there is no need to install drivers. The driver will activate automatically when the device is attached.